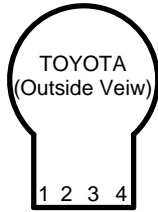
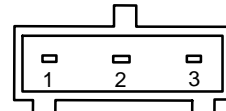


Toyota Throttle Position Sensor



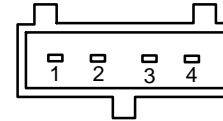
Pin	Description	MrTurbo	GoTech
1.	Supply Pos +5V	Red	Orange
2.	Wiper Signal	Orange	Blue/Yellow
3.	Throttle Closed	Not Used	
4.	Earth -	Black	Brown/White

BMW Crank Sensor 60-2 Connector Front



Pin	Description	Harness
1.	Positive	Red
2.	Signal	Blue
3.	Negative	Screen

Mazda 2L 16V 1 Coil Wide Head

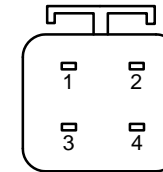


Pin	Description
1.	Earth
2.	+12V
3.	4 Slot Pulse
4.	TDC Pulse

Chev 305 LT Dizzy Magnetic Coil Fixed

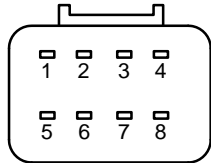
Distributor	Description
Green	Pos +
Yellow	Neg -

Nissan Distributor



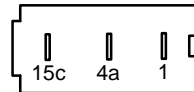
Pin	Description	Wire Color
1.	4 Pulse Signal	White
2.	Sensor Positive	Red
3.	Sensor Negative	Black
4.	360° Signal	Green

Nissan 2l STI Distributor



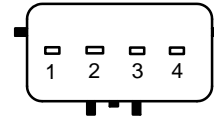
Pin	Description
1.	Sensor Negative
2.	Sensor Positive
3.	360° Signal
4.	4 Pulse Signal
5.	Revcounter (Coil- via 2k2)
6.	Coil+
7.	Earth
8.	Trigger Signal (+ Charge)

BMW 525 Str 6 Coil



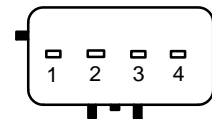
Pin	Description	BMW Harness
15c.	Coil Positive	Green
4a.	Earth	Brown
1.	Coil Negative	Black

Nissan 2l Distributor



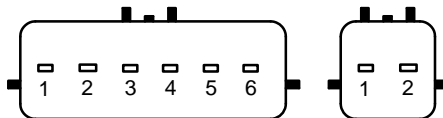
Pin	Description	Harness
1.	Sensor Negative	Blue
2.	Sensor Positive	Red
3.	360° Signal	
4.	4 Pulse Signal	Green

**???
2xHall 6Cyl +TDC**



Pin	Description
1.	Sensor Negative
2.	Sensor Positive
3.	4 Pulse Signal
4.	TDC Signal

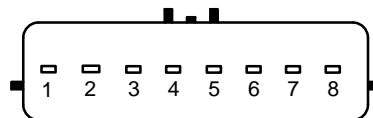
Nissan 240SX & STI Distributor



Pin	Description
1.	Sensor Negative
2.	Sensor Positive
3.	4 Slot Signal
4.	TDC° Signal
5.	Earth for Mosfet
6.	Trigger for Mosfet

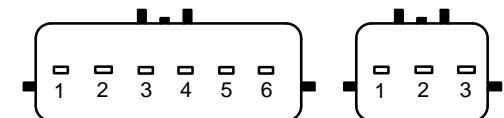
Pin	Description
1.	Rev Counter
2.	Coil Positive

Mazda Etude Distributor 1600



Pin	Description
1.	Coil +
2.	Rev Counter
3.	Trigger for Mosfet
4.	Earth
5.	Sensor Signal
6.	Sensor Positive
7.	Sensor Negative

Mazda 6cyl Distributor



Pin	Description
1.	Earth
2.	Trigger
3.	TDC° Signal
4.	6 Slot Signal
5.	Sensor Positive
6.	Sensor Negative

Pin	Description
1.	Coil Postive
2.	Revcounter
3.	Coil Negative